


Polypropylene Film Capacitor

Type: **ECQF**

Non-inductive Polypropylene film



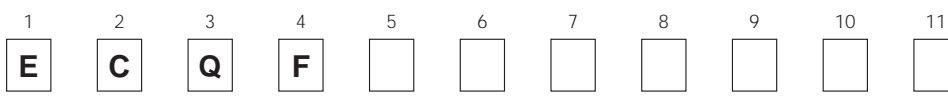
■ Features

- ◆ Low loss and excellent frequency characteristics
- ◆ High insulation and moisture resistance

■ Recommended Applications

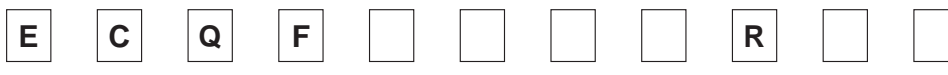
- ◆ High frequency and high current circuits
- ◆ General purpose circuits

■ Explanation of Part Numbers



Product code	Dielectric & construction			Rated volt.			Capacitance			Cap. Tol.	Suffix	
	200VDC	400VDC	630VDC		±5%	±10%	±20%		Straight	Crimped lead		
	2	4	6		J	K	M		Blank	H		

● Explanation of Part Number for Odd Size Taping

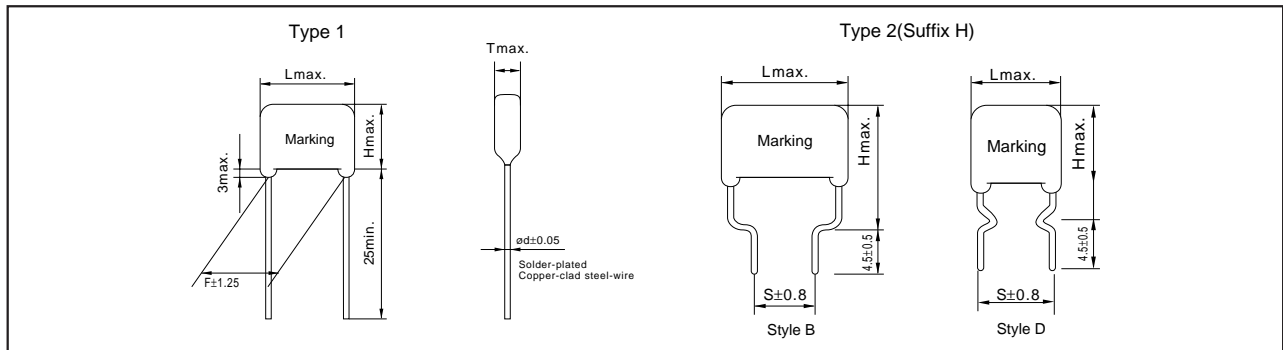


Product code	Dielectric & construction	Rated volt.	Capacitance	7.5mm Crimped lead	Cap. Tol.	Suffix
--------------	---------------------------	-------------	-------------	--------------------	-----------	--------

■ Specifications

Category temp. range	-25 to +85°C (For a higher temperature than 70°C, derating is required.)
Rated voltage	200VDC, 400VDC, 630VDC (Derating is required according to cap. value.)
Capacitance range	0.001 to 0.47μF
Capacitance tolerance	±5%(J), ±10%(K), ±20%(M)
Dissipation factor	0.1%max. (20°C, 1kHz)
Withstand voltage	Between terminals : Rated volt.(VDC)×250% 1 to 5s
Insulation resistance	C≤0.33μF : 45000MΩmin. C>0.33μF : 15000MΩ · μFmin. (20°C, 100VDC 60s)

■ Dimensions in mm(not to scale)

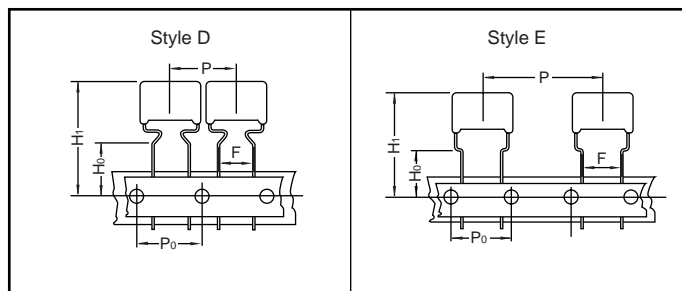


■ Packaging Specifications for Bulk Package

Packing quantity: 100pcs./bag

■ Taping Specifications for Automatic Insertion

● Taping style



● Packaging Specifications

Type	Rated volt.	Cap. range (μF)	Taping style						Packing
			AD	AS	B	C	D	E	
ECQF	200VDC	0.022 to 0.068						○	Ammo
	400VDC	0.0082 to 0.068						○	Ammo
	600VDC	0.001 to 0.0039					○		Ammo
		0.0047 to 0.022						○	Ammo

● Lead Spacing

Style	Lead Spacing
D	7.5mm
E	7.5mm

* See the column "Rating, Dimensions & Quantity Box" for packing quantity.

■ Rating, Dimensions & Quantity/Ammo Box

● Rated voltage : 200VDC, Capacitance tolerance : ±5%(J), ±10%(K), ±20%(M)

Part No.	Cap. (μF)	Dimensions (mm)							Quantity
		L max.	T max.	H max.		F	S		
				Type-1	Type-2		Type-1	Type-2	Ammo
ECQF2223□S()	0.022	18.5	6.0	12.0	17.0	13.50	10.0	0.60	500
ECQF2273□S()	0.027	18.5	6.0	12.5	17.5	13.50	10.0	0.60	
ECQF2333□S()	0.033	18.5	6.0	13.0	18.0	13.50	10.0	0.60	
ECQF2393□S()	0.039	18.5	6.0	14.5	19.5	13.50	10.0	0.60	
ECQF2473□S()	0.047	18.5	6.5	15.0	20.0	13.50	10.0	0.60	
ECQF2563□S()	0.056	18.5	7.0	15.5	20.5	13.50	15.0	0.60	
ECQF2683□S()	0.068	18.5	7.5	16.0	21.0	13.50	15.0	0.60	
ECQF2823□S()	0.082	24.5	7.0	15.5	20.5	19.50	15.0	0.70	
ECQF2104□S()	0.01	24.5	8.0	15.5	20.5	19.50	15.0	0.70	
ECQF2124□S()	0.12	24.5	7.5	16.0	21.0	19.50	15.0	0.70	
ECQF2154□S()	0.15	25.0	8.5	17.0	23.0	19.50	20.0	0.70	
ECQF2184□S()	0.18	25.0	9.5	18.0	24.0	19.50	20.0	0.70	
ECQF2224□S()	0.22	25.5	10.0	18.5	24.5	19.50	20.0	0.70	
ECQF2274□S()	0.27	25.5	11.0	20.0	26.0	19.50	20.0	0.70	
ECQF2334□S()	0.33	26.0	12.0	21.0	27.0	19.50	20.0	0.70	
ECQF2394□S()	0.39	26.0	13.5	22.0	29.0	19.50	20.0	0.80	
ECQF2474□S()	0.47	26.5	14.5	23.5	31.5	19.50	20.0	0.80	

□ Suffix for lead crimped or taped type
 □ Cap. tol. code

StyleD: 0.056 to 0.068, 0.15 to 0.47 μF
 StyleB: 0.022 to 0.047, 0.082 to 0.12 μF

● Rated voltage : 400VDC, Capacitance tolerance : ±5%(J), ±10%(K), ±20%(M)

Part No.	Cap. (μF)	Dimensions (mm)							Quantity
		L _{max.}	T _{max.}	H _{max.}		F	S	ød	Ammo
				Type-1	Type-2				
ECQF4822□Z()	0.0082	18.5	7.0	13.0	18.0	13.50	10.0	0.60	500
ECQF4103□Z()	0.01	18.5	7.0	14.5	19.5	13.50	10.0	0.60	
ECQF4123□Z()	0.012	18.5	7.0	14.5	19.5	13.50	10.0	0.60	
ECQF4153□Z()	0.015	18.5	7.0	14.5	19.5	13.50	10.0	0.60	
ECQF4183□Z()	0.018	18.5	7.0	14.5	19.5	13.50	10.0	0.60	
ECQF4223□Z()	0.022	18.5	7.5	15.0	20.0	13.50	10.0	0.60	400
ECQF4273□Z()	0.027	18.5	8.0	17.0	22.0	13.50	10.0	0.60	
ECQF4333□Z()	0.033	18.5	8.5	17.5	22.5	13.50	15.0	0.60	
ECQF4393□Z()	0.039	18.5	9.0	18.0	23.0	13.50	15.0	0.60	
ECQF4473□Z()	0.047	18.5	10.0	18.5	23.5	13.50	15.0	0.60	300
ECQF4563□Z()	0.056	24.5	8.0	17.0	22.0	19.50	15.0	0.70	
ECQF4683□Z()	0.068	24.5	9.0	18.0	23.0	19.50	15.0	0.70	
ECQF4823□Z()	0.082	24.5	10.0	18.5	23.5	19.50	15.0	0.70	—
ECQF4104□Z()	0.1	25.0	10.5	19.5	26.5	19.50	20.0	0.70	
ECQF4124□Z()	0.12	25.0	11.5	20.5	27.5	19.50	20.0	0.70	
ECQF4154□Z()	0.15	25.5	12.5	21.5	28.5	19.50	20.0	0.70	
ECQF4184□Z()	0.18	32.0	12.5	21.5	27.5	25.50	20.0	0.80	
ECQF4224□Z()	0.22	32.0	13.0	21.5	27.5	25.50	20.0	0.80	
ECQF4274□Z()	0.27	32.0	15.5	24.5	30.5	25.50	20.0	0.80	
ECQF4334□Z()	0.33	32.0	16.0	25.0	31.0	25.50	20.0	0.80	
ECQF4394□Z()	0.39	39.0	16.5	25.0	31.0	31.00	20.0	0.80	
ECQF4474□Z()	0.47	39.0	17.0	25.5	31.5	31.00	20.0	0.80	

StyleD: 0.033 to 0.047, 0.1 to 0.15 μF
StyleB: 0.0082 to 0.027, 0.056 to 0.082, 0.18 to 0.47 μF

● Rated voltage : 630VDC, Capacitance tolerance : ±5%(J), ±10%(K), ±20%(M)

Part No.	Cap. (μF)	Dimensions (mm)							Quantity
		L _{max.}	T _{max.}	H _{max.}		F	S	ød	Ammo
				Type-1	Type-2				
ECQF6102□Z()	0.001	12.5	6.0	12.0	17.0	8.50	10.0	0.60	1000
ECQF6122□Z()	0.0012	12.5	6.0	12.0	17.0	8.50	10.0	0.60	
ECQF6152□Z()	0.0015	12.5	6.0	12.0	17.0	8.50	10.0	0.60	
ECQF6182□Z()	0.0018	12.5	6.0	12.0	17.0	8.50	10.0	0.60	
ECQF6222□Z()	0.0022	12.5	6.0	13.5	18.5	8.50	10.0	0.60	
ECQF6272□Z()	0.0027	12.5	6.5	14.0	19.0	8.50	10.0	0.60	
ECQF6332□Z()	0.0033	12.5	7.0	14.5	19.5	8.50	10.0	0.60	
ECQF6392□Z()	0.0039	12.5	7.5	15.0	20.0	8.50	10.0	0.60	500
ECQF6472□Z()	0.0047	18.5	7.0	12.5	17.5	13.50	10.0	0.60	
ECQF6562□Z()	0.0056	18.5	7.5	13.0	18.0	13.50	10.0	0.60	
ECQF6682□Z()	0.0068	18.5	7.0	12.5	17.5	13.50	10.0	0.60	
ECQF6822□Z()	0.0082	18.5	7.0	14.5	19.5	13.50	10.0	0.60	
ECQF6103□Z()	0.01	18.5	7.5	15.0	20.0	13.50	10.0	0.60	400
ECQF6123□Z()	0.012	18.5	7.5	16.5	21.5	13.50	10.0	0.60	
ECQF6153□Z()	0.015	18.5	8.0	17.0	22.0	13.50	15.0	0.60	
ECQF6183□Z()	0.018	18.5	8.5	18.0	23.0	13.50	15.0	0.60	300
ECQF6223□Z()	0.022	18.5	9.5	18.5	23.5	13.50	15.0	0.60	
ECQF6273□Z()	0.027	24.5	8.0	17.0	22.0	19.50	15.0	0.70	—
ECQF6333□Z()	0.033	24.5	9.0	17.5	22.5	19.50	15.0	0.70	
ECQF6393□Z()	0.039	24.5	10.0	18.5	23.5	19.50	15.0	0.70	
ECQF6473□Z()	0.047	25.0	10.5	19.5	24.5	19.50	15.0	0.70	
ECQF6563□Z()	0.056	25.0	11.5	20.0	27.0	19.50	20.0	0.70	
ECQF6683□Z()	0.068	25.5	12.5	21.0	28.0	19.50	20.0	0.70	
ECQF6823□Z()	0.082	32.0	12.0	20.5	26.5	25.50	20.0	0.80	
ECQF6104□Z()	0.1	32.0	12.5	21.0	27.0	25.50	20.0	0.80	
ECQF6124□Z()	0.12	32.0	14.5	23.5	29.5	25.50	20.0	0.80	
ECQF6154□Z()	0.15	32.0	15.0	24.0	30.0	25.50	20.0	0.80	
ECQF6184□Z()	0.18	39.0	16.0	24.5	30.5	31.00	20.0	0.80	
ECQF6224□Z()	0.22	39.0	16.0	24.5	30.5	31.00	20.0	0.80	

□ Suffix for lead crimped or taped type
Cap. tol. code

StyleD: 0.001 to 0.0039, 0.015 to 0.022, 0.056 to 0.068 μF
StyleB: 0.0047 to 0.012, 0.027 to 0.047, 0.082 to 0.22 μF